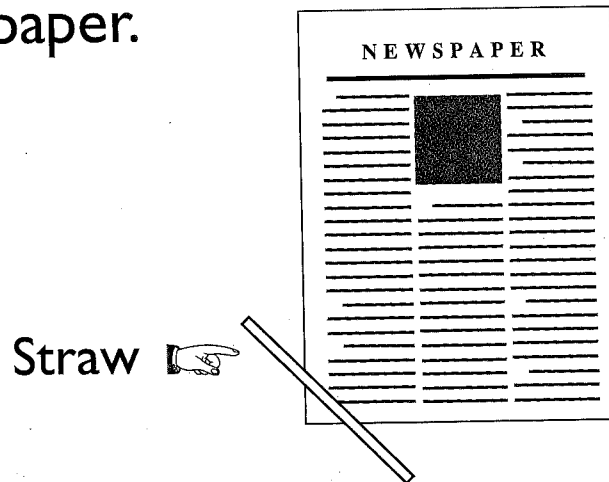
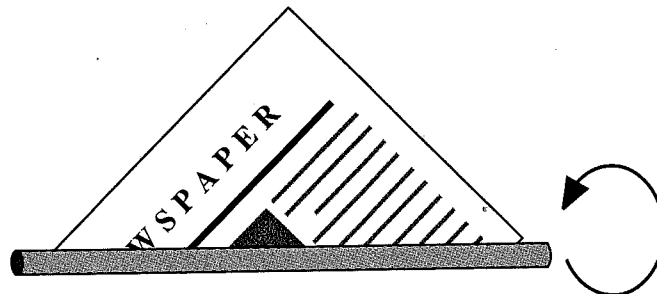


Dowel Designs

- 1 Tape a piece of straw down on one corner of a piece of newspaper.



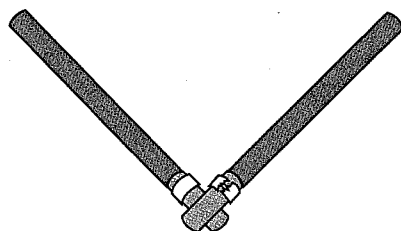
- 2 Use the straw to help you roll up your newspaper into a dowel.



- 3 Tape your dowel closed.



- 4** Make more dowels.
- 5** To connect your dowels together—lay the ends of your dowels across each other, fold the ends over and tape them together.



- 6** Make additional dowels and create 3-D shapes!

